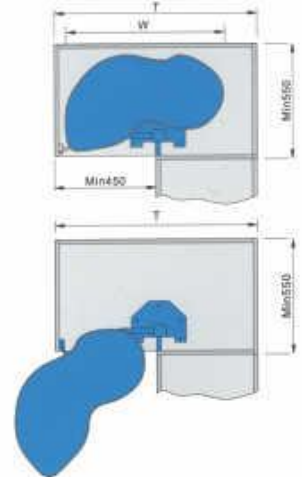
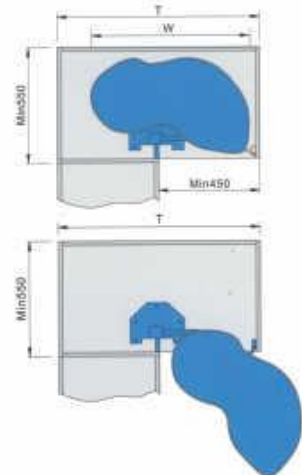




Left opening



Right opening



### Strongpoint

Use the DUPONT ARENA non-slip material for the trays. the height could be adjusted.

Playload: max 10kgs for each swing tray.

## Swing Trays

S.Code	Art No.	T=Cabinet	Width x Depth x Height	Description
ZPU01-9L	101009	900 (mm)	815x400x(600-700) (mm)	Left opening
ZPU01-9R	101010	900 (mm)	815x400x(600-700) (mm)	Right opening

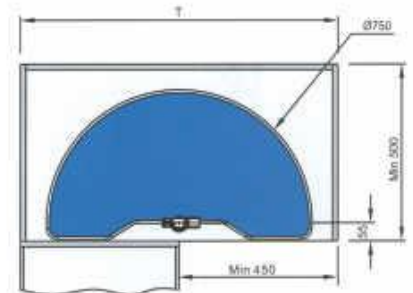
## Unique Collections

*exclusive imported range*





Left or right is same one



**Unique Collections**  
*exclusive imported range*

### Strongpoint

Use the DUPONT ARENA non-slip material for the trays, the height could be adjusted.

Payload: max 10kgs for each swing tray.

## Dee Tray Unit 180°

S. Code	Art No.	T=Cabinet	W x D x H	Description
ZPU02-9M	101107	900 (mm)	Φ750xH620 (mm)	Wire Trays 3 Layers
ZPU02-9W	101108	900 (mm)	Φ750xH620 (mm)	Wooden trays 3 Layers



WIRE TRAYS

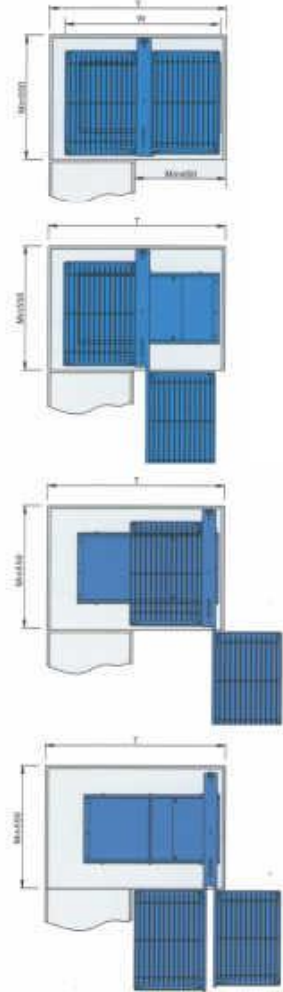


WOODEN TRAYS





Left or right is same one



### Strongpoint

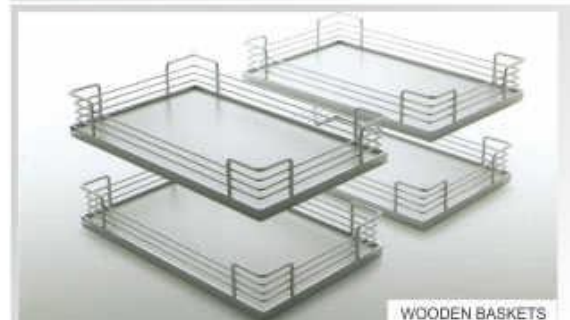
Can be installed in the left-corner or right-corner, optionally with wire basket or wooden basket. Payload: Max 6kgs for each basket.

## Show Hand Corner

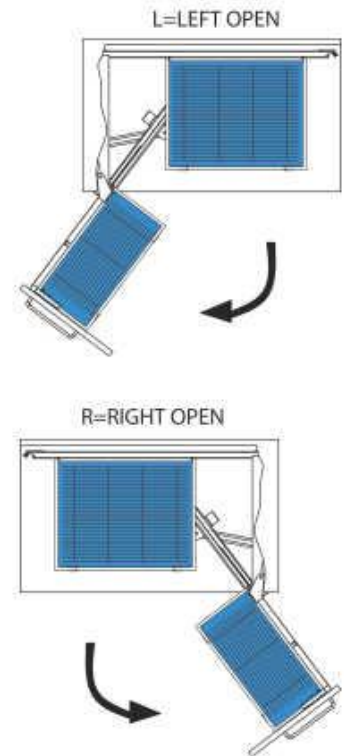
S.Code	Art No.	T=Cabinet	W x D x H	Description
ZPU03-8M	101011	800 (mm)	660x515x600 (mm)	Metal baskets Left/Right
ZPU03-8W	101105	800 (mm)	660x515x600 (mm)	Wooden trays Left/Right



WIRE BASKETS



WOODEN BASKETS



**Unique Collections**  
*exclusive imported range*

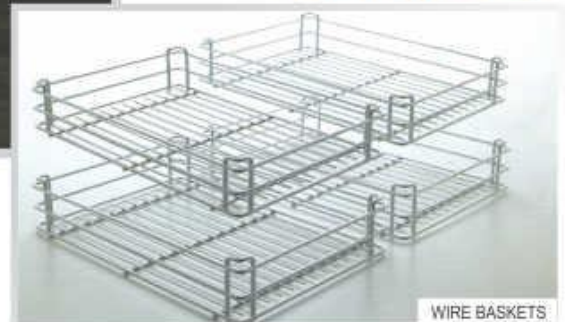
**Strongpoint**

Self-close system can reduce the impact. Extended the life of cabinet. Always maintain smooth and quiet when using it. Wire basket & wooden basket can be chosen.

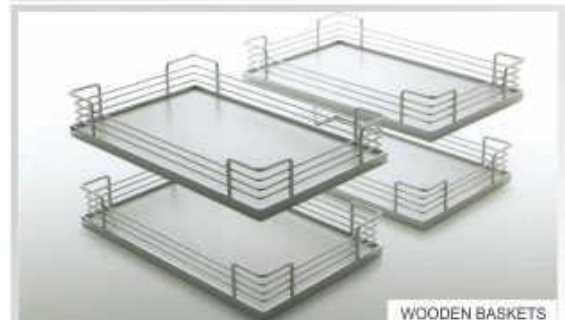
Playload: 6 kgs each big basket,  
5 kgs for each small basket.

**Soft Stop Magic Corner**

S.Code	Art No.	T=Cabinet	W x D x H	Description
ZPU04-9W	101007	900 (mm)	Φ 860x530x(530-750) (mm)	Metal baskets L/R
ZPU04-9M	101008	900 (mm)	Φ 860x530x(530-750) (mm)	Wooden baskets L/R

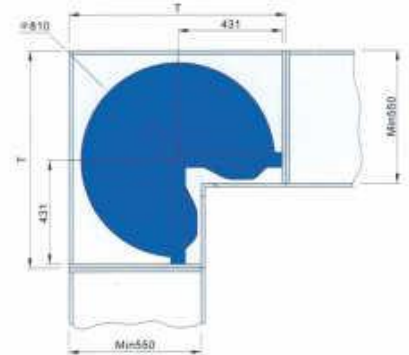


WIRE BASKETS



WOODEN BASKETS





### Strongpoint

The door can easily switch to forward with lightly push, and reset perfectly after revolve 360°. Be free to adjust tray's height.

Door can be quickly installed and can be three-dimensional adjust.

The basket can be very stable without shaking during revolution due to the unique design of rotating structure


The load capacity is 30kgs and recommended max 15kgs for each tray.

### Unique Collections *exclusive imported range*

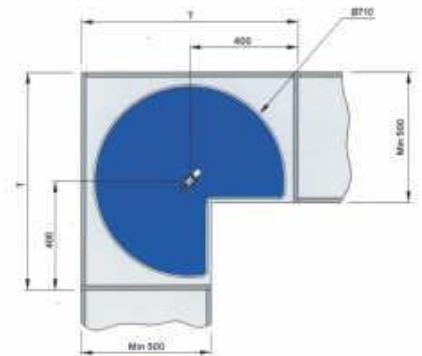


## Rivo 270°

S.Code	Art No.	T=Cabinet	W x D x H
ZPU05-9	102071	900 (mm)	Φ 810xH(660-860) (mm)



Left or right is same one



**Unique Collections**  
*exclusive imported range*

### Strongpoint

The Key parts is produced by POM material of Bayer. Can be very stable without snaking during revolution. Optionally with wire basket or wooden basket.

Playload: Max 10kgs for each basket.

## Carrousel Unit 270°

S.Code	Art No.	T=Cabinet	W x D x H	Description
ZPU06-8W	101112	800 (mm)	Φ710xH(600-900) (mm)	Wooden baskets
ZPU06-8M	101113	800 (mm)	Φ710xH(600-900) (mm)	Wire baskets
ZPU06-9W	101112	900 (mm)	Φ810xH(600-900) (mm)	Wooden baskets
ZPU06-9M	101113	900 (mm)	Φ810xH(600-900) (mm)	Wire baskets

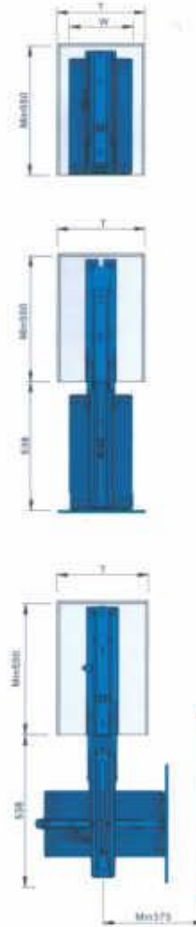


WIRE TRAYS



WOODEN TRAYS





## Unique Collections

*exclusive imported range*

WIRE BASKETS



WOODEN BASKETS



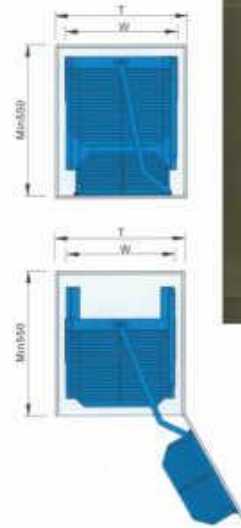
### Strongpoint

Can be turned left or right of 180 degree. The big slider's unique design is exclusively patent, could bear 70kgs. Soft-close design could reduce the impact and all baskets can be pull-out. Also you can choose wire basket or wooden basket.  
Payload: Max 10kgs for each basket.

## Revolving and Soft Stop Tall Unit

S.Code	Art No.	T=Cabinet	W x D x H	Description
ZPU07-4#M6	201304	400/450 (mm)	350x500x(1959-2359) (mm)	Metal baskets 6 Trays
ZPU07-4#W6	201404	400/450 (mm)	350x500x(1959-2359) (mm)	Wooden baskets 6 Trays





## Unique Collections

*exclusive imported range*

### Strongpoint

All baskets can be moved to the front when opening. The design of dual-slider enhanced load-bearing capacity. Optionally with wire basket or wooden basket and left-open or right-open all can be installed. Payload: Max 5kgs for each big basket and 3kgs for small basket.

## Pantry Pullout unit

S.Code	Art No.	T=Cabinet	W x D x H	Description
ZPU08-4#M6+	202001	450/500 (mm)	385x500x(1959-2359) (mm)	Metal baskets 6+6 Trays.
ZPU08-4#W6+	202105	450/500 (mm)	385x500x(1959-2359) (mm)	Wooden baskets 6+6 Trays

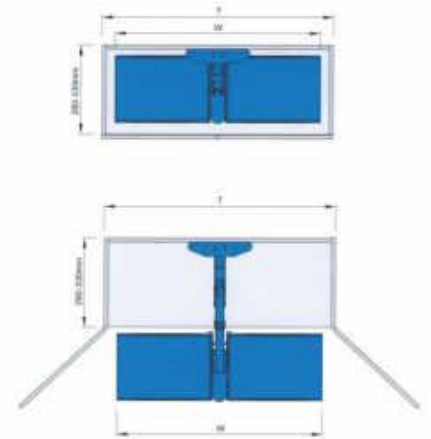
WIRE TRAYS



WOODEN TRAYS







### Strongpoint

Humanization design:  
Lower tension and resiliency can be adjusted by the storage weight.

Quick buckle structure has a highly adjustment features that make installation easier.

Can choose wire basket or wooden basket.

Playload: The max Load capacity is 20kgs.

### Unique Collections *exclusive imported range*



### EZ-4 Basket

S.Code	Art No.	T=Cabinet	W x D x H	Description
ZPU09-9W	401008	900 (mm)	860x280x680 (mm)	Wooden trays
ZPU09-9M	401009	900 (mm)	860x280x680 (mm)	Wire trays



**Unique Collections**  
exclusive imported range


## Elevator Unit (Pull Down)

S.Code	Art No.	T=Cabinet	W x D x H	Description
ZPU10-6	401001	600 (mm)	560x280x680 (mm)	One Set
ZPU10-8	401002	800 (mm)	760x280x680 (mm)	One Set
ZPU10-9	401003	900 (mm)	860x280x680 (mm)	One Set

**Strongpoint**

Quick buckle structure has a highly adjustment features that make installation easier.





**Strongpoint**

All the material is Stainless steel, even the tray.

Playload: Max 10kgs for each layer.



**Disk Rack**

S.Code	Art No.	T=Cabinet	W x D x H	Description
ZPU11-6	401070	600 (mm)	565x280x65 (mm)	One Set
ZPU11-7	401071	700 (mm)	665x280x65 (mm)	One Set
ZPU11-8	401072	800 (mm)	765x280x65 (mm)	One Set
ZPU11-9	401073	900 (mm)	865x280x65 (mm)	One Set

**Unique Collections**  
exclusive imported range



**Strongpoint**

Suitable for safe & keep clean Oil container, different shapes spices bottles. Easy to clean & easy to adjustable when pull the lid. Playload: Max 5kgs for each layer.

**Masala Pullout Rack**

S.Code	T=Cabinet	W x D x H	Description
ZPU12-6	600 (mm)	600x350x65 (mm)	One Set
ZPU12-9	900 (mm)	900x350x	One Set

















### Strongpoint

Specially perforation designed for wet plates & washed wet accessories to use in kitchen small space for cleaning area.

Hanged to the front when working in Kitchen with help of steel pipe which hold on fixed brackets in wall.

Playload: Max 5 kgs for this Rack.

### SS Hanging Rack

S.Code	Art No.	Width x Depth x Height
ZPU18-4#	614	465x250x260 (mm)



### Unique Collections

*exclusive imported range*



### Strongpoint

Suitable for kitchen's dry & wet wastage. It's Installed under the sink cabinet. Bin Lid automatically opened when cabinet's door moved to the front. The design of Auto Lid Bin developed with side install fittings in cabinet.

Playload: Max 10 kgs for each basket.

### Auto Lid Bin

S.Code	Art No.	T=Cabinet	Width x Depth x Height	Discription
ZPU19	30101	500 (mm)	450x250x360 (mm)	Two set - one unit
ZPU19-9L		500 (mm)	Φ 280x330 (mm)	One set - one unit
ZPU19-14L		500 (mm)		One set - one unit







### Strongpoint


Quick structure has a highly adjustment features that make installation easier.

High quality eco-friendly water resistant board or glass for base.

All layer design for arrangement in kitchen to use store electrical itmes for dry & clean.

All suitability for arrangement in study room to use safely books, notes & important documents for dry, clean & rust & dust free.

### Unique Collections *exclusive imported range*



## Rolling Shutter

### Aluminum

Art No.	W x D x H
ZP224-6	600x1320 (mm)
ZP224-9	900x1320 (mm)

### Glass

Art No.	W x D x H
ZP224-6G	600x1320 (mm)
ZP224-9G	900x1320 (mm)



### Strongpoint

Specially designed for shoes to give a more sophisticated and clean area for all your shoes.

Moved to the front when opening. The design of Shoe Rack developed with soft-close mechanism & front install fittings in Wardrobe.

Payload: Max 15 kgs for each basket.

## Shoe Rack

S.Code	Art No.	T=Cabinet	Width x Depth x Height	Description
ZPU20-9	BC3007-9	900 (mm)	859x460x150 (mm)	Front opening



base made in highly treated material with soft close & top/front/side install mechanism for easy to operate & moved to the front when opening. Smooth & Finish product to use safety purpose & maintain your cloths creasing in rushes wardrobe.

**Unique Collections**  
exclusive imported range



### Strongpoint

Suitable for clothes, socks, towels and etc. 4 sided transparent glass for easy viewing.

Moved to the front when opening. The design of Glass Side Basket developed with soft-close mechanism & front install fittings in Wardrobe.

Payload: Max 10 kgs for each basket.

## Glass Side Basket

S.Code	Art No.	T=Cabinet	Width x Depth x Height	Description
ZPU21-6	BC3001-6	600 (mm)	559x460x170 (mm)	Front opening
ZPU21-9	BC3001-9	900 (mm)	859x460x170 (mm)	Front opening







### Strongpoint

Suitable for ladies accessories, belts, watches; arranged in a clean and compartmentalized manner to prevent any of any of your accessories or watches from scratching into each other.

Moved to the front when opening. The design of Decoration Shelf developed with soft-close mechanism & front install fittings in Wardrobe.  
Payload: Max 5kgs for each basket.



## Decoration Shelf

S.Code	Art No.	T=Cabinet	Width x Depth x Height	Description
ZPU22-9	BC3006-9	900 (mm)	859x460x80 (mm)	Front opening

base made in highly treated material with soft close & top/front/side install mechanism for easy to operate & moved to the front when opening. Smooth & Finish product to use safety purpose & maintain your cloths creasing in rushes wardrobe.

**Unique Collections**  
exclusive imported range



### Strongpoint

specially designed for trousers or scarves; arranged in a clean and tidy manner, each rod has a rubber slip to avoid trousers from sliding down.

moved to the front when opening. the design of Trousers Rack developed with soft-close mechanism & front install fittings in Wardrobe.

payload: Max 5kgs for each basket.



## Trousers Rack

S.Code	Art No.	T=Cabinet	Width x Depth x Height	Description
ZPU23-9	BC3004-9	900 (mm)	859x460x60 (mm)	front opening



### Strongpoint

suitable for pants, scarfs etc.; ensures an easy, proper and a space-saving area.

moved to the front when opening. The design of Double-Line Trousers Rack developed with soft-close mechanism & top install fittings in Wardrobe.

Playload: Max 15 kgs for each basket.



## Double-Line Trousers Rack

S.Code	Art No.	Width x Depth x Height	Description
ZPU24-6#	BC3011	650x460x135 (mm)	Front opening

base made in highly treated material with soft close & top/front/side install mechanism for easy to operate & moved to the front when opening. Smooth & Finish product to use safety purpose & maintain your cloths creasing in rushes wardrobe.

**Unique Collections**  
exclusive imported range



### Strongpoint

suitable for towels, sarees, trousers, small item and make-up accessories such as perfume.

moved to the front when opening. The design of Sarees & Trousers Rack developed with soft-close mechanism & side install fittings in Wardrobe.


Playload: Max 5kgs for each basket.

## Sarees & Trouser Rack

S.Code	Art No.	Width x Depth x Height	Description
ZPU25-L/R	BC3014-L/R	360x460x220 (mm)	Left/Right opening







**Strongpoint**

suitable for ties, belts, other small hanging items.

moved to the front when opening. The design of Tie Rack developed with soft-close mechanism & side install fittings in Wardrobe.

Payload: Max 5kgs for each basket.

**Tie Rack**

S.Code	Art No.	Width x Depth x Height	Description
ZPU26-L/R	BC3019-L/R	140x460x70 (mm)	Left/Right opening



base made in highly treated material with soft close & top/front/side install mechanism for easy to operate & moved to the front when opening. Smooth & Finish product to use safety purpose & maintain your cloths creasing in rushes wardrobe.

**Unique Collections**  
*exclusive imported range*



**Strongpoint**

suitable for coats, leather coats or winter clothing for easy access.

moved to the front when opening. The design of Hanging Rack developed with soft-close mechanism & top install fittings in Wardrobe.

Payload: Max 15 kgs for each basket.

**Hanging Rack**

S.Code	Art No.	Width x Depth x Height	Description
ZPU27-L/R	BC3013	120x460x135 (mm)	Left/Right opening





### Strongpoint

suitable for clothes, socks, towels & etc. high quality aluminium structure, eco-friendly coating process, artificial bamboo knitting surrounding & eco-friendly moisture resistant board for base.

moved to the front when opening. the design of RATTEN-SIDES BASKET developed with soft-close mechanism & front install fittings in wardrobe.

payload: max 10kgs for each basket.




## Ratten-Sides Basket

S.Code	Art No.	T=Cabinet	Width x Depth x Height	Description
ZPU28-6	BC3002-6	600 (mm)	559x460x170 (mm)	Front opening
ZPU28-9	BC3002-9	900 (mm)	859x460x170 (mm)	Front opening

base made in highly treated material with soft close & top/front/side install mechanism for easy to operate & moved to the front when opening. smooth & finish product to use safety purpose & maintain your cloths creasing in rushes wardrobe.

**Unique Collections**  
exclusive imported range



### Strongpoint

designed for multipurpose use; suitable for undergarments, pants, socks, scarfs, hair accessories & etc.

moved to the front when opening. The design of Multi Functional Trousers Rack developed with soft-close mechanism & front install fittings in Wardrobe.

Playload: Max 15 kgs for each basket.



## Multi Functional Trouser Rack

S.Code	Art No.	T=Cabinet	Width x Depth x Height	Description
ZPU29-6	BC3005-6	600 (mm)	559x460x170 (mm)	Front opening
ZPU29-9	BC3005-9	900 (mm)	859x460x170 (mm)	Front opening





### Strongpoint

suitable for hanging & keep safe items as chains, bangles, watches, ties etc.

moved to the front when opening. The design of Lateral Storage Unit developed with soft-close mechanism & side install fittings in Wardrobe.

Payload: Max 5kgs for each basket.

## Lateral Storage Unit

S.Code	Art No.	Width x Depth x Height	Description
ZPU30L/R	BC301-L/R	130x460x220 (mm)	Left/Right opening



base made in highly treated material with soft close & top/front/side install mechanism for easy to operate & moved to the front when opening. Smooth & Finish product to use safety purpose & maintain your cloths creasing in rushes wardrobe.

## Unique Collections

*exclusive imported range*



### Strongpoint

3-layer compartment can arrange different type of items such as clothes, scarfs, towel etc. Ideal for long clothes to save space.

moved to the front when opening. The design of 3 Tiers-Lateral Glass-Sides Basket developed with soft-close mechanism & side install fittings in Wardrobe.

3-layer compartment slide out together for easy and proper arrangement, modern and space-saving design.

Payload: Max 5kgs for each basket.



## 3 Tiers-Lateral Glass-Sides Basket

S.Code	Art No.	T=Cabinet	Width x Depth x Height	Description
ZPU31-L/R	BC3008	400 (mm)	325x460x960 (mm)	Left/Right opening

**Fitment Accessories**

Imported & manual fitments for kitchen & wardrobe fittings to make stronger & compatible for soft closing in movement of wardrobe's & kitchen's accessories.



**SOFT CLOSE TELESCOPIC**



**GLASS PROFILE**



**GLASS PROFILE WITH HANDLE**



**G-HANDLE**



**PVC LEG ADJUSTABLE**



**SINK PROFILE CONNECTOR**



**T-PROFILE**



**F-PROFILE**



**SELF SUPPORT GLASS APP.**



**SKIRTING BAND**



**SKIRTING PANEL 4"**



**VENTILATION JALI 4"/6"/8"/10"/12"**



**OVER HEAD CABINET HOLDER**



**CABINET CONNECTOR**



**SELF PIN**



**HEAVY BI-FOLD LIFT-UPS**



**HEAVY RANDOM LIFT-UPS**



**INNOTECH**



**GAS SHOKER**





### Strongpoint

Suitable to fixed with easy attachments.

The design of SOHO LIFT (CLOTH LIFT ADJUSTABLE) developed with top & side install fittings in Wardrobe.

Available in different sizes & adjustable in width according to wardrobe space.



## Soho Lift (Cloth Lift Adjustable)

S.Code	T=Cabinet	Width x Depth x Height	Description
ZPU32	900 (mm)	450-1150x460x970 (mm)	front opening

**Unique Collections**  
exclusive imported range



## Designer Self Light

S.Code	Size
ZPU33-6	600 (mm)
zpu33-9	900 (mm)

### Strongpoint

Suitable to fixed with easy fitment.

The design of Designer Self Light developed with top install fittings in Wardrobe/Kitchen. Available in different sizes & shapes for each separate kitchen draw's & wardrobe shutter's with automatic/manual on & off function.